

# SEPSIS in kids is tricky

There's no perfect early test, pathway or sign.  
Rare in children, but heartbreaking to miss.

Listen to the concerns of parents, your team, and your gut.

Early signs are non specific.  
Does an experienced person think they look sick?  
Does something about the child not fit the diagnosis?


AT RISK



Age < 3 months



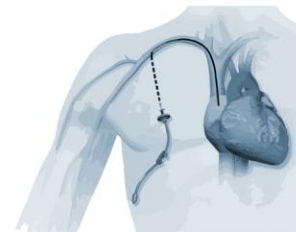
Immune Dysfunction



Indigenous Populations



Unvaccinated



Indwelling Devices

No test is 100% diagnostic for sepsis, but these are helpful :

TEST



Blood Culture helps later



Venous Gas including Lactate



FBC  
CRP  
Chem 20 if possible

Adjust further testing to suspected source...

Strongly consider :

TREAT



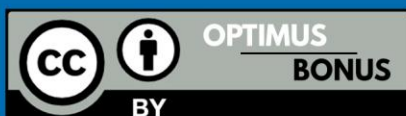
Early Antibiotics improves outcomes in sepsis



Fluids for Shock



Consider Inotropes can be safely started peripherally



## Section IX : Resources for Participants before or after Simulation



Paediatric Sepsis  
Queensland Emergency Guideline



How to use the Queensland  
Paediatric Sepsis pathway



Paediatric Sepsis : The First Hour  
Online video by Dr Simon Carley



Fluids in Paediatric Sepsis  
Online video by Prof John Fraser