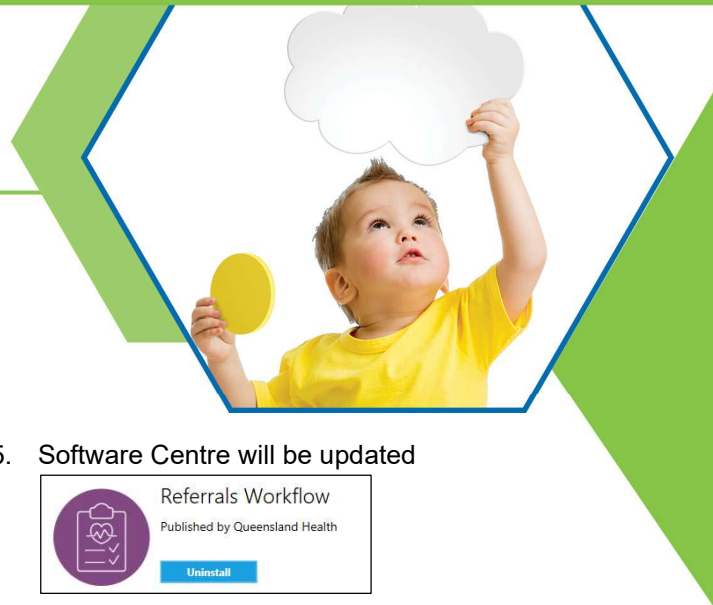




Integrated Care Digital Program

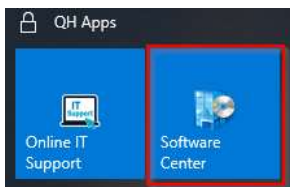
Smart Referrals Workflow Solution



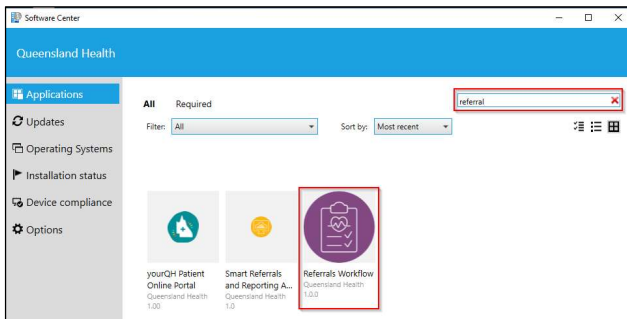
Adding the desktop icon

Smart Referral Workflow Solution (eRefer) – ‘Referral Workflow’ is available as a desktop icon for download from Software Centre if required by completing the following steps.

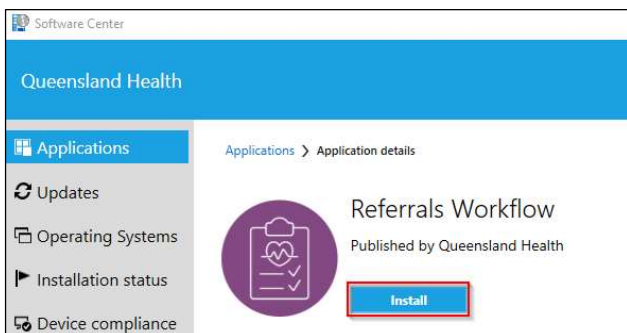
1. Open Software Centre by clicking on the desktop short-cut



2. Search for Referral in search field.



3. Click on the Referrals Workflow Solution short-cut
4. Click Install



The Smart Referrals Workflow Solution short-cut – ‘Referrals Workflow’ will be downloaded onto your desktop.

5. Software Centre will be updated

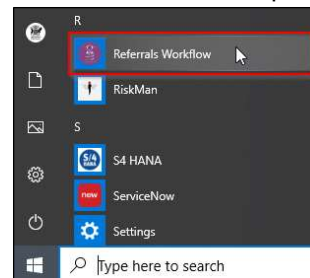


6. The short-cut will be available on your desktop – Referrals Workflow



Logging in

1. Search for Referrals Workflow in the start menu, or access from desktop icon.



2. Use email address or QH\Novell Login) and enter Novell password.



How to get help

For support contact the Health Informatics team by email at CHQ_DigitalFuture@health.qld.gov.au or by calling 3068 1999 (select option 1).

Application and technical support can also be accessed through the IT Support Centre 1800 198 175

